



Choose from the
Largest Selection
on the West Coast.

Custom Build Exhibits | Rental Exhibits | Graphic Design | Trade Show Management



Ultralight Exhibits
Rental Portfolio Highlights

Ultralight Rental Portfolio

Model Number

A1

- Impressive double deck structure with maximum versatility
- Upstairs and downstairs conference rooms
- Dramatic entryway arches
- Multiple workstation and reception options
- Large areas for graphic displays



50'x50' Configuration

50'x50' Configuration
(Top Down View)



To **learn more** about this exhibit or to receive a complimentary design concept rendering with your company logo and branding, please call **800-867-3976** to speak with one of our Account Executives.



Ultralight Rental Portfolio

Model Number

A3

- 16' tall lightweight modular frame
- In-fill panels can be full graphics, colored sintra, plex or laminate
- Large graphic areas
- Multiple product zones
- Multiple workstation options



20'x20' Configuration



20'x20' Configuration



50'x50' Configuration


To **learn more** about this exhibit or to receive a complimentary design concept rendering with your company logo and branding, please call **800-867-3976** to speak with one of our Account Executives.




- 16' tall lightweight modular frame
- In-fill panels can be full graphics, colored sintra, plex or laminate
- Private conference rooms / storage areas
- Optional theater area
- Large graphic areas
- Multiple product zones
- Multiple workstation options



20'x30' Configuration



30'x50' Configuration



20'x20' Configuration



20'x30' Configuration

To **learn more** about this exhibit or to receive a complimentary design concept rendering with your company logo and branding, please call **800-867-3976** to speak with one of our Account Executives.

- 16 or 20' tower
- Modular system for great functionality
- Large enclosed conference room inside the tower
- Multiple workstation options
- Large areas for logo and graphic display
- Reception counter with locking storage



20'x20' Configuration




20'x50' Configuration

To **learn more** about this exhibit or to receive a complimentary design concept rendering with your company logo and branding, please call **800-867-3976** to speak with one of our Account Executives.

- Unique 16' round tower with interior conference room
- Excellent visibility of tower signage from all directions
- Multiple workstation options
- In-fill panels can be full graphics, colored sintra, plex or laminate
- Optional 4' curved pony wall
- Reception counter with lockable storage



20'x20' Configuration



20'x20' Configuration



20'x20' Configuration

To **learn more** about this exhibit or to receive a complimentary design concept rendering with your company logo and branding, please call **800-867-3976** to speak with one of our Account Executives.

- 8' tall lightweight modular frame
- In-fill panels can be full graphics, colored sintra, plex or laminate
- Reception counter with locking storage



10'x10' Configuration



10'x10' Configuration

To **learn more** about this exhibit or to receive a complimentary design concept rendering with your company logo and branding, please call **800-867-3976** to speak with one of our Account Executives.

- 16' tall lightweight modular frame
- In-fill panels can be full graphics, colored sintra, plex or laminate
- Storage area
- Optional theater area
- Large graphic areas
- Multiple product zones
- Multiple workstation options



20'x20' Configuration

20'x20' Configuration (Backside)



To **learn more** about this exhibit or to receive a complimentary design concept rendering with your company logo and branding, please call **800-867-3976** to speak with one of our Account Executives.

Ultralight Rental Portfolio

Model Number

A20

- 8' tall lightweight modular frame
- In-fill panels can be full graphics, colored sintra, plex or laminate
- Multiple product zones
- Reception counter with locking storage
- Optional shelves / display units



10'x20' Configuration



10'x20' Configuration



10'x20' Configuration

To **learn more** about this exhibit or to receive a complimentary design concept rendering with your company logo and branding, please call **800-867-3976** to speak with one of our Account Executives.

 **expomarketing**

10 Corporate Park | Suite 110 | Irvine, CA 92606 | 800-867-3976 | www.expomarketing.com

FEATURES

ADDITIONAL VIEWS

MORE INFORMATION

- Modular structure is lightweight and easy to set up
- 8' high backwall
- Center panels ideal for large graphics or presentation area
- Workstations with locking storage
- Ability to hang monitors
- Optional pirouet stands for product display
- Reception counter with locking storage



10'x20' Configuration



10'x20' Configuration



10'x20' Configuration


To **learn more** about this exhibit or to receive a complimentary design concept rendering with your company logo and branding, please call **800-867-3976** to speak with one of our Account Executives.

- Dramatic 16' tall curved tower for bold graphics
- Storage area behind tower
- Two 8' curved freestanding walls for graphic display
- Multiple workstation selections
- Optional curved plex conference area
- Reception counter with locking storage
- Optional hanging sign

20'x20' Configuration



20'x20' Configuration



20'x20' Configuration

To **learn more** about this exhibit or to receive a complimentary design concept rendering with your company logo and branding, please call **800-867-3976** to speak with one of our Account Executives.


- Dramatic curved backdrop for bold graphics
- 12' tall curved wall central structure
- 12' tall pillar with storage room interior
- Raceway sits at 16' tall, allowing for maximum logo visibility
- In-fill panels can be full graphics, colored sintra, plex or laminate
- Multiple workstation selections
- Optional curved conference room
- Optional storage room
- Reception counter with locking storage



20'x20' Configuration



20'x50' Configuration




20'x50' Configuration

To **learn more** about this exhibit or to receive a complimentary design concept rendering with your company logo and branding, please call **800-867-3976** to speak with one of our Account Executives.


- Simple but functionally attractive
- Lightweight aluminum system
- 16' structure with large logo signage on four sides
- Multiple workstations available
- Optional conference or storage rooms
- Reception counter with locking storage



20'x20' Configuration



20'x20' Configuration



20'x20' Configuration

To **learn more** about this exhibit or to receive a complimentary design concept rendering with your company logo and branding, please call **800-867-3976** to speak with one of our Account Executives.

Ultralight Rental Portfolio

Model Number

A26

- Modern 16' tower with curved logo header and storage
- In-fill panels can be full graphics, plex or laminate
- Ideal for theater presentations
- Multiple workstation options
- Raceway across front for tagline or product announcements
- Large graphic areas
- Optional conference or storage rooms
- Optional hanging sign



20'x20' Configuration



20'x20' Configuration



15'x50' Configuration

To **learn more** about this exhibit or to receive a complimentary design concept rendering with your company logo and branding, please call **800-867-3976** to speak with one of our Account Executives.



- 8' tall lightweight modular frame
- In-fill panels can be full graphics, colored sintra, plex or laminate
- Curved panels ideal for large graphics
- Optional semi-private conference area
- Multiple product zones
- Reception counter with locking storage



10'x30' Configuration



15'x30' Configuration

To **learn more** about this exhibit or to receive a complimentary design concept rendering with your company logo and branding, please call **800-867-3976** to speak with one of our Account Executives.